

Thank you to the artists who contributed to this zine! Support their work & follow them on social media.

In order of appearance:

Cedar Thomas (they/them), IG @cedarstomas

he lou (she/her/hers) is a queer, disabled, womxn of color artist and educator in st. paul, dog mom, and nature lover. follow her on IG at @helou

Harper Steinbach (she/her) is a queer artist living in Minneapolis that works with illustration and public art projects. She loves to draw creative tools, eat food, and make art. Follow her on IG @ harper_ steinbach

Oliver (he/him). Follow him on Twitter @bee_supporter and Tumblr TalonedTiger

Piper Christensen they/them

Santo Jacobsson is a trans masc illustrator based in NYC and Minneapolis. He is Swedish Ecuadorian, & his work focuses on the expansiveness of what it means to transition for trans, GNC & NB people around the world, on IG at @santojacobsson

Made possible with funding from a Tobacco-Free Communities grant from the Minnesota Department of Health.

Coloring
with



Instagram: @shift.mn
www.facebook.com/SHIFTMN
www.shiftmn.org

Post and share your finished pages with us using #ShiftIntoColoring

Instructions for folding a one-page zine

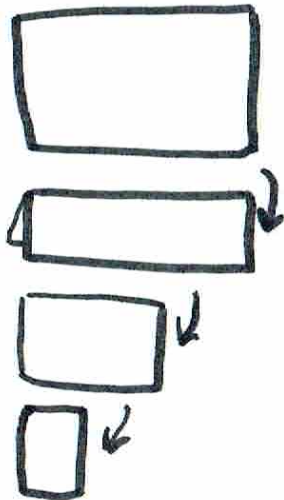
by Sarah Mirk

(<https://www.mirkwork.com/buy-my-stuff/how-to-make-a-zine-pdf> in English or <https://www.mirkwork.com/buy-my-stuff/como-hacer-un-fanzine-gua-en-espaol> en Español)


MY FAVORITE ZINE FORMAT
IS A ONE-PAGE ZINE.

START WITH A REGULAR
PIECE OF PAPER.

FOLD
IT IN
HALF...
THEN
IN HALF
AGAIN...
AND
AGAIN.
IT'LL BE
THE SIZE
OF THIS
ZINE.



images on the outside,
blank paper on the inside



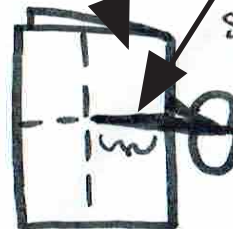
WHEN YOU UNFOLD IT,
THE PAPER WILL BE
EIGHT EVEN RECTANGLES.



FOLD IT OVER
"HAMBURGER
STYLE!"
THEN GRAB
SOME SCISSORS.


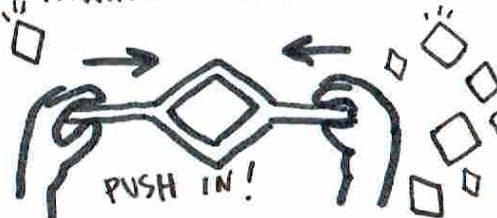


Cut on the dotted line



SNIP JUST
BETWEEN THE
FIRST TWO
PANELS ON
THE INNER
SIDE.

DANGER: DON'T CUT THE
PAPER CLEAN IN HALF.
NOW COMES THE SLIGHTLY
MAGICAL PART. FOLD THE
PAPER OVER "HOT DOG" STYLE
AGAIN AND PUSH THE EDGES
INWARD TO MAKE A DIAMOND.



THE PAPER WILL BECOME
A LITTLE FOUR-POINTED
STAR IN YOUR HANDS.
FOLD THE PAPER OVER HOW
IT NATURALLY WANTS TO
GO. IT WILL BECOME A
LITTLE BOOKLET JUST
LIKE THIS ONE!



- COVER
- BACK COVER
- SIX INTERIOR PAGES