

make your own friendship bracelet

by: @hclou


♥ choose 4 colors...
and color the rainbow with them.

♥ cut each piece to 35-45 inches.

♥ Organize your thread.

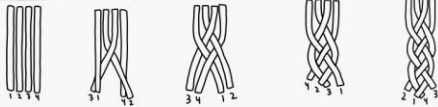


♥ fold in half and tie a loop knot.

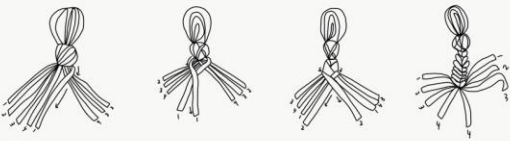


♥ choose a pattern to make... tape the top to cardboard.

braid: sort colors and follow the diagram.



fishtail: sort colors!



ladder:



repeat and change colors.

♥ tie a knot when you're done.

♥ cut the ends... leave 3 inches to tie your bracelet.

share your bracelet with your friend!

